

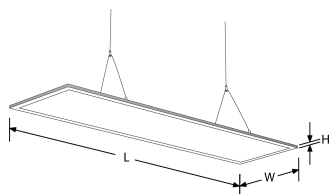


**Product Description:** EdgeLite<sup>™</sup> 1200 x 300mm 40W Suspended LED Panel

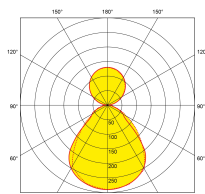
EdgeLite<sup>™</sup> suspended edge-lit LED light panel with 70% down and 30% upward light distribution. Lightweight slim aluminium frame with white finish and opaque when switched off. Ideal for office and other commercial applications. Driver mounting box supplied with panel.

SKU Code	Wattage	Colour	Lumens	Lumens/Watt	Beam Angle	Finish Colour	SKU Type
EN-SU1230B/40	40	4000	4000	100	110	White	Non Dimmable
EN-SU1230BDA/40	40	4000	4000	100	110	White	DALI Dimmable
EN-SU1230BV/40	40	4000	4000	100	110	White	1-10V Dimmable


**Line Drawing**



**Polar Curve**



**Colour**



White

## Feature & Benefits

- Suspended LED flat panel for office and commercial lighting
- 70% down and 30% upward light distribution
- Acrylic diffuser is opaque when switched off
- (L70) at a 50,000 hour lifetime
- 5 Year Warranty

## Product Specs:

Input Voltage	220~240V AC	Input Frequency	50/60HZ
Power Factor	0.9	IP Rating	IP20
Lifetime L70 (hrs)	50000hrs	IK Rating	IK02
Width (mm)	295	Length (mm)	1195
Weight (Kg)	3.462	Height (mm)	10
Product Type	Panels	Operating Temp. (Min) °C	-10°C
Operating Temp. (Max) °C	40°C		

## Compliance & Approvals:



## Warranty:

This product has a warranty period of 5 Years. Warranties may be available on certain products as indicated in the product description. Warranties are valid from the date of purchase. The warranty is invalid in the case of improper use, installation, tampering, removal of the Q.C. date label or installation in an improper working environment or installation. Should this product fail during the warranty period it will be replaced free of charge, subject to the correct installation of the original product and subsequent return of the faulty unit. Aurora does not accept responsibility for any installation costs associated with the replacement of this product and Aurora reserves the right to alter specifications without prior notice.