

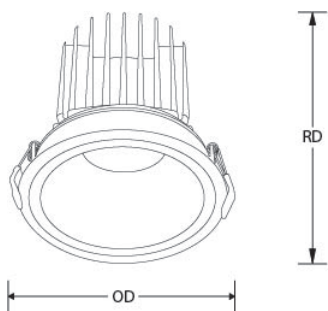


Product Description: Eclips 24W Fixed Downlight

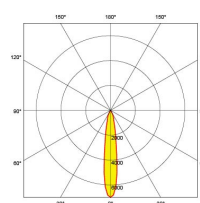
Part of the Eclips range, the 24W Fixed COB LED Downlights are ideal for commercial lighting installations, including circulation and break out areas as well as entrance and atrium spaces. With a lumen package of 2280lm, this range is suitable for different ceiling heights within its application. Spaces are further enhanced by applying Eclips accessories such as Mirror, Black or Matt Silver baffles, Honeycomb attachments or colour filters. Supplied with CRI80 as standard and SDCM<3, clients can also opt for CRI90 options to further enhance colour quality of the installation. Beam angles include 15°, 24°, 36° and 60°. L70 is 50,000 hrs.

SKU Code	Wattage	Colour	Lumens	Lumens/Watt	Beam Angle	Finish Colour
AU-EC24F1DTAK/30	24	3000	2280	95	15	White
AU-EC24F1DTAK/40	24	4000	2280	95	15	White
AU-EC24F1EMNDAK/30	24	3000	2280	95	15	White
AU-EC24F1EMNDAK/40	24	4000	2280	95	15	White
AU-EC24F1NDAK/30	24	3000	2280	95	15	White
AU-EC24F1NDAK/40	24	4000	2280	95	15	White
AU-EC24F2DTAK/30	24	3000	2280	95	24	White
AU-EC24F2DTAK/40	24	4000	2280	95	24	White
AU-EC24F2EMNDAK/30	24	3000	2280	95	24	White
AU-EC24F2EMNDAK/40	24	4000	2280	95	24	White
AU-EC24F2NDAK/30	24	3000	2280	95	24	White
AU-EC24F2NDAK/40	24	4000	2280	95	24	White
AU-EC24F3DTAK/30	24	3000	2280	95	36	White
AU-EC24F3DTAK/40	24	4000	2280	95	36	White
AU-EC24F3EMNDAK/30	24	3000	2280	95	36	White
AU-EC24F3EMNDAK/40	24	4000	2280	95	36	White
AU-EC24F3NDAK/30	24	3000	2280	95	36	White
AU-EC24F3NDAK/40	24	4000	2280	95	36	White
AU-EC24F6DTAK/30	24	3000	2280	95	60	White
AU-EC24F6DTAK/40	24	4000	2280	95	60	White
AU-EC24F6EMNDAK/30	24	3000	2280	95	60	White
AU-EC24F6EMNDAK/40	24	4000	2280	95	60	White
AU-EC24F6NDAK/30	24	3000	2280	95	60	White
AU-EC24F6NDAK/40	24	4000	2280	95	60	White

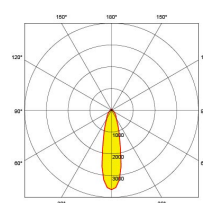
Line Drawing



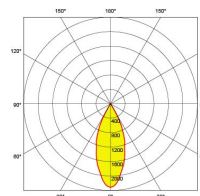
Polar Curve



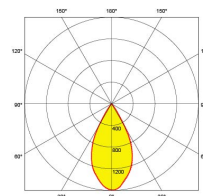
15° Fixed



24° Fixed



36° Fixed



60° Fixed

Colour

Feature & Benefits

- Dimmable with driver
- CRI 80 (Selected CRI 90 options available)
- Up to 89lm/W
- Beam angles available in 36°, 60° with 15° & 24° to special order
- Baffle/Filter/Reflector accessories available
- SDCM < 3
- 5 Year Warranty

Product Specs:

Input Voltage	220~240V AC	Input Frequency	50/60HZ
Power Factor	0.95	IP Rating	IP20
Lifetime L70 (hrs)	50000hrs	Overall Diameter (mm)	164
Height (mm)	148	Product Type	Downlights
Cutout Diameter (mm)	150-150	Operating Temp. (Min) °C	-20°C
Operating Temp. (Max) °C	50°C		

Compliance & Approvals:

Warranty:

This product has a warranty period of 5 Years. Warranties may be available on certain products as indicated in the product description. Warranties are valid from the date of purchase. The warranty is invalid in the case of improper use, installation, tampering, removal of the Q.C. date label or installation in an improper working environment or installation. Should this product fail during the warranty period it will be replaced free of charge, subject to the correct installation of the original product and subsequent return of the faulty unit. Aurora does not accept responsibility for any installation costs associated with the replacement of this product and Aurora reserves the right to alter specifications without prior notice.